

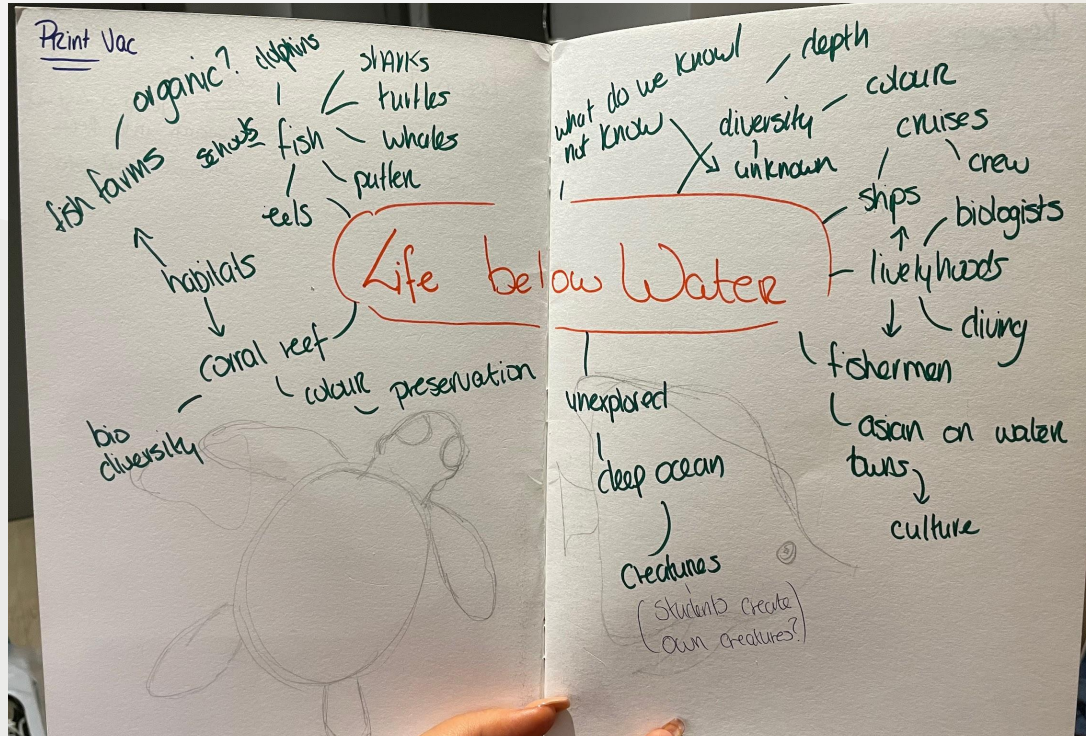
Print VAC

Bernadette Nugent

Prep work

The theme for this VAC will be a continuation of the idea of sustainability and I will be focusing on the theme of **'Life below water'**

Mindmap



Collographs


Creating collographs is a really versatile print-making process which uses inked up textured plates to produce prints by either sending them through a press or applying strong amounts of pressure onto the plate and paper.



Anything with a low relief texture can be stuck down and used: wallpaper, leaves, fabrics, tapes and threads etc.



Well Known Pieces



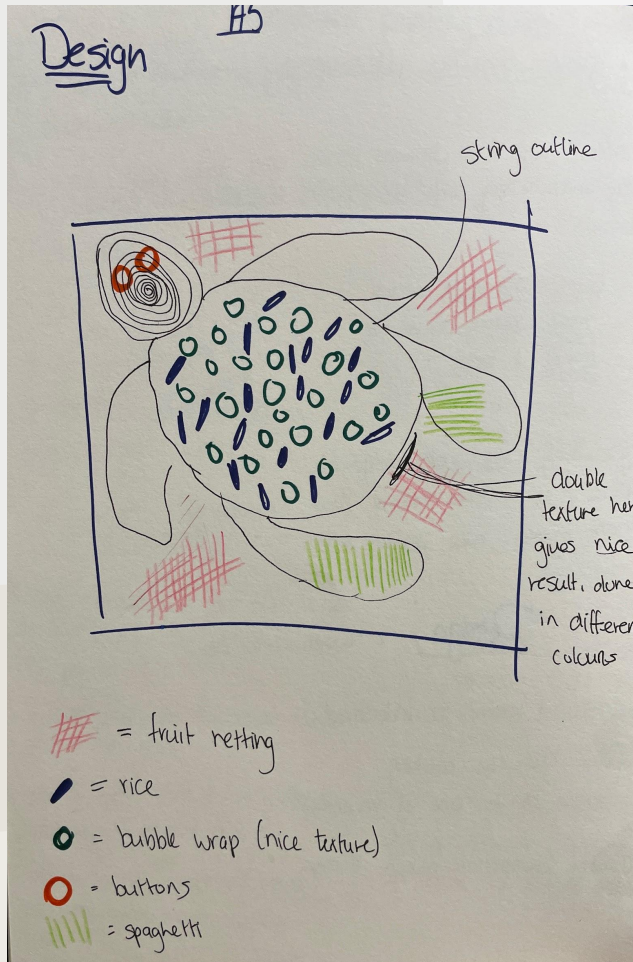
Suzie Mckenzie



Dean Meeker



Glen Apls




The Design

What I want from my design:

- Simple to understand
- Clear but eye-catching
- Inclusive in its use of materials

And the most important thing: clearly demonstrated the given theme

The Process



The Finished Prints



Subtractive MonoPrinting

The Subtractive method means **removing ink from your inking palette before you place the paper down to transfer the print**. Once you have covered the entire surface of your inking palette in ink, you can use various techniques to remove the ink.






Edgar Degas - A strange new beauty

What can we remove the ink with?



The Process



Additive mono prints



What can we add to the plates?



Intaglio printing

Takes a different type of ink,
stickier intaglio ink


Intaglio printing is the opposite of relief printing, in that **the printing is done from ink that is below the surface of the plate**. The design is cut, scratched, or etched into the printing surface or plate, which can be copper, zinc, aluminum, magnesium, plastics, or even coated paper.



Famous works



Picasso -
weeping
woman



The Process

